

# MiniRoo Field Formats.

The following aspects of MiniRoos Club Football are common across all age groups from Under 6 to Under 11.

## Field Layouts

MiniRoos fields are easy to set-up and only take a few minutes.

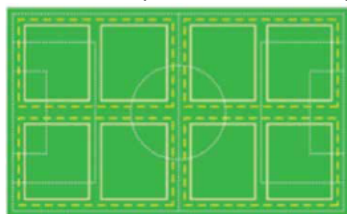
The below diagrams outline how MiniRoos pitches should look when set-up on a full-size football field:

### Under 6 & 7

Up to 8 pitches on a full-size football pitch.

Field Size: (30m x 20m)

Goal Size: (1.53cm x 92cm) Pop ups.



### Under 8 & 9

Up to 4 pitches on a full-size football pitch.

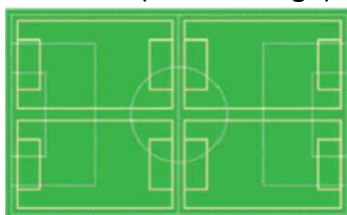
Field Size: Best (45m x 35m).

Maximum size (50m x 40m).

Minimum size (40m x 30m).

Penalty Area (5m x 12m wide).

Goal Size: (3m x 2m high).



**Note:** These are strong recommendations and if you have a council field with permanent mini goals in position, work with what you have. The key element is let them play. For specific field clarity talk to the CDSFA.



### Under 10 & 11

Maximum of 2 pitches on a full-size football pitch.

Field Size: Best (65m x 45m).

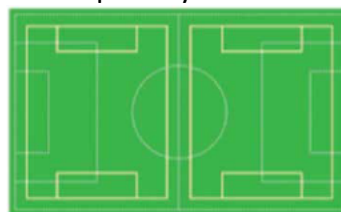
Maximum size (70m x 50m).

Minimum size (60m x 40m).

Penalty Area (10m x 20m wide).

Goal Size: (5m x 2m high).

Alternatively 1 pitch can be set-up penalty box to penalty box.



### Field Markings:

Cones, markers or painted line markings are suitable.

This includes the penalty areas in the U8 – U11 age categories.